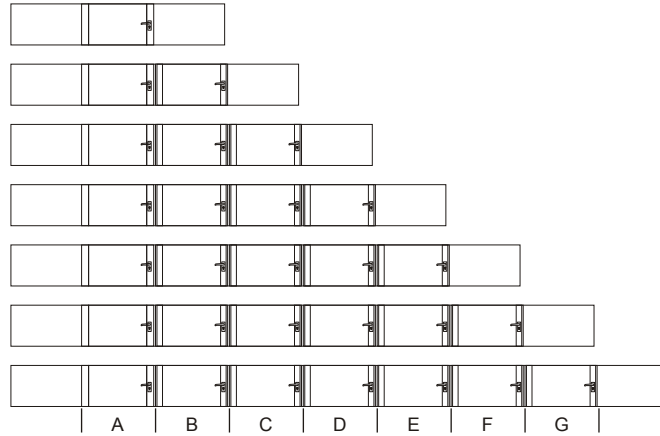
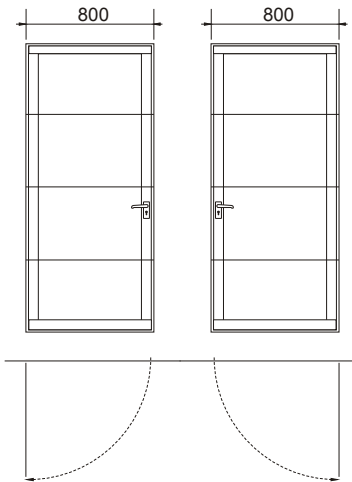



SPACING OF PASS DOORS

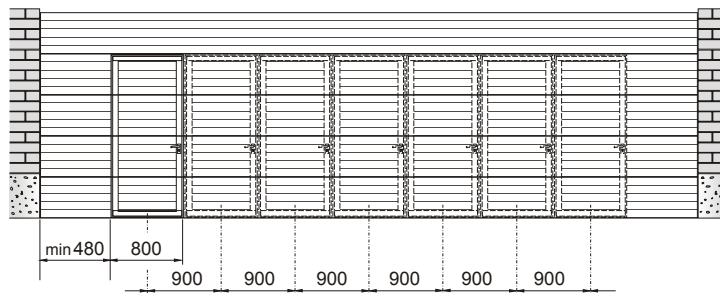


width from	width to
1800	2690
2700	3590
3600	4490
4500	5390
5400	6290
6300	7190
7200	8000

Positioning of a pass door (A-G)



Pass door closer



Windows may be installed in a pass door under request

Pass door spacing samples in doors with windows

